




























# IWWF WORLD MASTERS 2022 *Barefoot* CHAMPIONSHIPS SAN MARCOS, TX

September 26, 2022- October 2, 2022 First tournament of its kind.

## Officials

Chief judge	Lynette Blaauw	AUS	
Assistant chief judge	Ashleigh Stebbeings	AUS	
Homologator	Peter Franks	AUS	
Technical officer	Kelly Blank	AUS	
Chief Scorer	Andy Harris	GBR	
Assistant scorer	Brian Price	AUS	
Judge	Geoff Blaauw	AUS	
Judge	Jodie Duncan	AUS	
Judge	Lauren Ehlers	USA	
Judge	Andrea Formella	USA	
Judge	Peter Franks	AUS	
Judge	Rob Groen	NZL	
Judge	Michael Molepske	USA	
Judge	Dale Stevens	USA	
Judge	Lee Stone	USA	
Judge	Ludo Vrancx	BEL	
Chief driver	Ben Groen	NZL	
Driver	Landen Ehlers	USA	
Driver	Daniel Gathercole	AUS	
Driver	Tim Pellaton	USA	
Driver	Ian Tresidder	AUS	
Safety director	Charlene Portman	USA	
Scorer	Jodie Duncan	AUS	
Scorer	Claire Mowday	NZL	
Chief Video officer	Kelly Blank	AUS	
Scorer	Geoff Blaauw	AUS	
Scorer	Brian Price	AUS	



Lynette Blaauw



## Senior 1 Men Slalom Results

Homologation: Record capability - 26/09/2022 - 01/10/2022

Name	Country	Categ.	Preliminary	Final	Overall
1 Van Den Heuvel Luke	AUS	Se1 M	17.00	17.40	1000.00
2 Caruso Mikey	USA	Se1 M	16.00	16.40	942.53
3 Lovato Joseph	USA	Se1 M	15.20	15.80	908.05
4 Wheeler David	USA	Se1 M	9.30	10.10	580.46
5 Fipps Todd	USA	Se1 M	8.00	10.00	574.71
6 Andreatta Matt	AUS	Se1 M	7.05	7.70	442.53
7 Gray John	AUS	Se1 M	7.20	5.40	413.79
8 Duncan David	AUS	Se1 M	4.73	4.65	271.84
9 Brook Ryan	AUS	Se1 M	5.30	3.73	304.60

## Senior 1 Men Tricks Results

Homologation: Record capability - 26/09/2022 - 01/10/2022

Name	Country	Categ.	Preliminary	Final	Overall
1 Van Den Heuvel Luke	AUS	Se1 M	4050	4730	1000.00
2 Caruso Mikey	USA	Se1 M	2880	2100	608.88
2 Fipps Todd	USA	Se1 M	1680	2100	443.97
4 Lovato Joseph	USA	Se1 M	300	1230	260.04
5 Wheeler David	USA	Se1 M	1080	1130	238.90
6 Andreatta Matt	AUS	Se1 M	510	990	209.30
7 Duncan David	AUS	Se1 M	480	900	190.27
8 Brook Ryan	AUS	Se1 M	230	610	128.96
9 Gray John	AUS	Se1 M	460	310	97.25

## Senior 1 Men Jump Results


Homologation: Record capability - 26/09/2022 - 01/10/2022

Name	Country	Categ.	Preliminary	Final	Overall
1 Van Den Heuvel Luke	AUS	Se1 M	23.8m (78ft)	23.8m (78ft)	1000.00
2 Caruso Mikey	USA	Se1 M	21.7m (71ft)	22.5m (74ft)	945.38
3 Wheeler David	USA	Se1 M	7.4m (24ft)	10.7m (35ft)	449.58


## Senior 1 Men Overall Results

- 26/09/2022 - 01/10/2022

Name	Country	Categ.	Slalom	Tricks	Jump	Overall
1 Van Den Heuvel Luke	AUS	Se1 M	1000.00	1000.00	1000.00	3000.00
2 Caruso Mikey	USA	Se1 M	942.53	608.88	945.38	2496.79
3 Wheeler David	USA	Se1 M	580.46	238.90	449.58	1268.94
4 Lovato Joseph	USA	Se1 M	908.05	260.04		1168.09
5 Fipps Todd	USA	Se1 M	574.71	443.97		1018.68
6 Andreatta Matt	AUS	Se1 M	442.53	209.30		651.83
7 Gray John	AUS	Se1 M	413.79	97.25		511.04
8 Duncan David	AUS	Se1 M	271.84	190.27		462.11
9 Brook Ryan	AUS	Se1 M	304.60	128.96		433.56



Luke Van Den Heuvel



Sr 1 Men Tricks



Sr 1 Men Jump



Terri Larson Jones

## Senior 2 Women Slalom Results

Homologation: Record capability - 26/09/2022 - 01/10/2022

Name	Country	Categ.	Preliminary	Final	Overall
1 Jones Larson Teri	USA 🇺🇸	Se2 F	5.80	8.00	1000.00
2 Tresidder Katrina	AUS 🇦🇺	Se2 F	6.05	5.55	756.25
3 Dean Deanna	USA 🇺🇸	Se2 F	3.23	3.20	403.75
4 Dorflinger Diana	HUN 🇮🇪	Se2 F	3.43	2.80	428.75
4 Hartwig Stokes Heather	USA 🇺🇸	Se2 F	1.90	2.80	350.00
6 Gathercole Wendy	AUS 🇦🇺	Se2 F	2.25	2.00	281.25

## Senior 2 Women Tricks Results

Homologation: Record capability - 26/09/2022 - 01/10/2022

Name	Country	Categ.	Preliminary	Final	Overall
1 Jones Larson Teri	USA 🇺🇸	Se2 F	1280	1250	1000.00
2 Hartwig Stokes Heather	USA 🇺🇸	Se2 F	660	760	593.75
3 Dean Deanna	USA 🇺🇸	Se2 F	490	610	476.56
4 Gathercole Wendy	AUS 🇦🇺	Se2 F	150	300	234.38
5 Tresidder Katrina	AUS 🇦🇺	Se2 F	410	100	320.31

## Senior 2 Women Jump Results

Homologation: Record capability - 26/09/2022 - 01/10/2022

Name	Country	Categ.	Preliminary	Final	Overall
1 Jones Larson Teri	USA 🇺🇸	Se2 F	10.9m (36ft)		1000.00



Sr 2 Women Slalom

## Senior 2 Women Overall Results

- 26/09/2022 - 01/10/2022

Name	Country	Categ.	Slalom	Tricks	Jump	Overall
1 Jones Larson Teri	USA 🇺🇸	Se2 F	1000.00	1000.00	1000.00	2000.00
2 Tresidder Katrina	AUS 🇦🇺	Se2 F	756.25	320.31		1076.56
3 Hartwig Stokes Heather	USA 🇺🇸	Se2 F	350.00	593.75		943.75
4 Dean Deanna	USA 🇺🇸	Se2 F	403.75	476.56		880.31
5 Gathercole Wendy	AUS 🇦🇺	Se2 F	281.25	234.38		515.63
6 Dorflinger Diana	HUN 🇮🇪	Se2 F	428.75			428.75



Sr 2 Women Overall

## Senior 2 Men Slalom Results

Homologation: Record capability - 26/09/2022 - 01/10/2022

Name	Country	Categ.	Preliminary	Final	Overall
1 Stokes Paul	USA	Se2 M	12.10	13.90	1000.00
2 Gathercole Daniel	AUS	Se2 M	11.50	11.60	834.53
3 Coryer Eric	USA	Se2 M	12.20	11.20	877.70
4 Roberts Peter	AUS	Se2 M	10.60	10.40	762.59
5 Bourbonnais Clay	USA	Se2 M	8.70	9.10	654.68
6 O'Connor Michael	AUS	Se2 M	11.80	8.80	848.92
7 Keen Gary	AUS	Se2 M	9.20	8.60	661.87
7 Ripp Brad	USA	Se2 M	11.50	8.60	827.34
9 Blackburn Jason	USA	Se2 M	6.80	7.00	503.60
10 Garrity John	USA	Se2 M	6.15	6.78	487.77



Daniel Gathercole

## Senior 2 Men Tricks Results

Homologation: Record capability - 26/09/2022 - 01/10/2022

Name	Country	Categ.	Preliminary	Final	Overall
1 Gathercole Daniel	AUS	Se2 M	2150	2050	1000.00
2 Roberts Peter	AUS	Se2 M	1860	1960	911.63
3 Stokes Paul	USA	Se2 M	1250	1750	813.95
4 Coryer Eric	USA	Se2 M	1700	1650	790.70
5 Ripp Brad	USA	Se2 M	1480	1480	688.37
6 Bell Sam	AUS	Se2 M	1300	1350	627.91
6 Harries Paul	AUS	Se2 M	1300	1350	627.91
8 Tresidder Ian	AUS	Se2 M	410	1310	609.30
9 Keen Gary	AUS	Se2 M	1030	1250	581.40
10 Blackburn Jason	USA	Se2 M	960	1060	493.02



Sr 2 Men Tricks

## Senior 2 Men Overall Results

- 26/09/2022 - 01/10/2022

Name	Country	Categ.	Slalom	Tricks	Jump	Overall
1 Gathercole Daniel	AUS	Se2 M	834.53	1000.00		1834.53
2 Stokes Paul	USA	Se2 M	1000.00	813.95		1813.95
3 Roberts Peter	AUS	Se2 M	762.59	911.63	923.73	1674.22
4 Coryer Eric	USA	Se2 M	877.70	790.70	1000.00	1668.40
5 O'Connor Michael	AUS	Se2 M	848.92	720.93		1569.85
6 Ripp Brad	USA	Se2 M	827.34	688.37		1515.71
7 Bell Sam	AUS	Se2 M	776.98	627.91	661.02	1404.89
8 Keen Gary	AUS	Se2 M	661.87	581.40		1243.27
9 Tresidder Ian	AUS	Se2 M	633.09	609.30		1242.39
10 Blackburn Jason	USA	Se2 M	503.60	493.02	694.92	996.62
11 Harries Paul	AUS	Se2 M	366.91	627.91		994.82
12 Murray Kevin	AUS	Se2 M	467.63	367.44		835.07
13 Shearer Brad	AUS	Se2 M	369.06	460.47		829.53
14 Spada Kevin	USA	Se2 M	165.47	646.51	737.29	811.98
15 Garrity John	USA	Se2 M	487.77	316.28	771.19	804.05
16 Franks Peter	AUS	Se2 M	431.65	325.58		757.23
17 Porter Glenn	AUS	Se2 M	359.71	381.40		741.11
18 Bourbonnais Clay	USA	Se2 M	654.68			654.68
19 Dietz Dennis	USA	Se2 M	287.77	344.19		631.96
20 Chattaway Brendon	AUS	Se2 M	424.46	144.19		568.65
21 Cooper Heath	USA	Se2 M	276.98	218.60		495.58



Sr 2 Men Slalom



Katina Davis

## Senior 3 Women Slalom Results

Homologation: Record capability - 26/09/2022 - 01/10/2022

	Name	Country	Categ.	Preliminary	Final	Overall
1	Davis Katina	AUS	Se3 F	9.10	10.10	1000.00
2	Klein Vicki	USA	Se3 F	0.40	0.80	79.21

## Senior 3 Women Tricks Results

Homologation: Record capability - 26/09/2022 - 01/10/2022

	Name	Country	Categ.	Preliminary	Final	Overall
1	Davis Katina	AUS	Se3 F	1660	2030	1000.00
2	Klein Vicki	USA	Se3 F	250	650	320.20



Vicki Klein

## Senior 3 Women Overall Results

- 26/09/2022 - 01/10/2022

	Name	Country	Categ.	Slalom	Tricks	Jump	Overall
1	Davis Katina	AUS	Se3 F	1000.00	1000.00	1000.00	2000.00
2	Klein Vicki	USA	Se3 F	79.21	320.20		399.41

## Senior 4 Women Slalom Results

Homologation: Record capability - 26/09/2022 - 01/10/2022

	Name	Country	Categ.	Preliminary	Final	Overall
1	Jackson Carol	USA	Se4 F	5.00	3.50	1000.00

## Senior 4 Women Tricks Results

Homologation: Record capability - 26/09/2022 - 01/10/2022

	Name	Country	Categ.	Preliminary	Final	Overall
1	Jackson Carol	USA	Se4 F	600	1190	1000.00

## Senior 4 Women Overall Results

- 26/09/2022 - 01/10/2022

	Name	Country	Categ.	Slalom	Tricks	Jump	Overall
1	Jackson Carol	USA	Se4 F	1000.00	1000.00		2000.00



Carol Jackson



Sr 3 Men Slalom

## Senior 3 Men Slalom Results

Homologation: Record capability - 26/09/2022 - 01/10/2022

	Name	Country	Categ.	Preliminary	Final	Overall
1	Bilas Zenon	USA	Se3 M	13.90	14.20	1000.00
2	Kanawyer Jerry	USA	Se3 M	12.60	13.10	922.54
3	Nichols Billy	USA	Se3 M	11.50	12.20	859.15
4	Heeney Brian	USA	Se3 M	12.90	12.00	908.45
5	Croteau Gordie	CAN	Se3 M	1.00	11.70	823.94
6	Jordan Douglas	USA	Se3 M	12.40	11.40	873.24
7	Brunet Marcel	CAN	Se3 M	10.10	10.90	767.61
8	Cusson Doug	USA	Se3 M	12.00	10.20	845.07
8	Rollins James	USA	Se3 M	9.50	10.20	718.31
10	Groen Rob	NZL	Se3 M	11.70	9.40	823.94
11	Parsons Mark	AUS	Se3 M	6.20	9.10	640.85
12	Klein Ted	USA	Se3 M	10.50	8.60	739.44
13	Bray Danny	USA	Se3 M	5.10	8.20	577.46
14	Mclung Peter	AUS	Se3 M	5.20	8.00	563.38
15	Ehlers Blake	USA	Se3 M	7.00	7.50	528.17
16	Singer Stuart	USA	Se3 M	6.78	7.48	526.76
17	Meeks Ronald	USA	Se3 M	5.08	6.90	485.92
18	Molepske Michael	USA	Se3 M	7.00	6.50	492.96
19	Stone Lee	USA	Se3 M	1.63	4.73	333.10
20	Knight John	AUS	Se3 M	4.60	4.53	323.94
21	Homan Gary	AUS	Se3 M	5.15	3.73	362.68
22	Wicks Daniel	USA	Se3 M	3.10	3.33	234.51
23	Ellis Matt	USA	Se3 M	5.30	2.00	373.24
24	Kirkland Kevin	USA	Se3 M	0.50	1.80	126.76
25	Pearl Bennett	CAN	Se3 M	2.00	1.40	140.85

## Senior 3 Men Tricks Results

Homologation: Record capability - 26/09/2022 - 01/10/2022

	Name	Country	Categ.	Preliminary	Final	Overall
1	Kanawyer Jerry	USA	Se3 M	4100	2660	1000.00
2	Cusson Doug	USA	Se3 M	2030	2100	512.20
2	Heeney Brian	USA	Se3 M	1500	2100	512.20
4	Brunet Marcel	CAN	Se3 M	1850	2000	487.80
5	Groen Rob	NZL	Se3 M	1600	1800	439.02
6	Singer Stuart	USA	Se3 M	1270	1680	409.76
7	Bilas Zenon	USA	Se3 M	990	1570	382.93
8	Molepske Michael	USA	Se3 M	1650	1460	402.44
9	Parsons Mark	AUS	Se3 M	1350	1440	351.22
10	Mclung Peter	AUS	Se3 M	1410	1400	343.90
11	Klein Ted	USA	Se3 M	780	1200	292.68
12	Jordan Douglas	USA	Se3 M	1460	1070	356.10
13	Ehlers Blake	USA	Se3 M	1500	950	365.85
14	Ellis Matt	USA	Se3 M	500	700	170.73
14	Meeks Ronald	USA	Se3 M	1200	700	292.68
16	Rollins James	USA	Se3 M	710	680	173.17
17	Homan Gary	AUS	Se3 M	750	660	182.93
18	Stone Lee	USA	Se3 M	260	650	158.54
19	Bray Danny	USA	Se3 M	720	550	175.61
19	Wicks Daniel	USA	Se3 M	450	550	134.15
21	Knight John	AUS	Se3 M	320	440	107.32
22	Kirkland Kevin	USA	Se3 M	200	320	78.05
23	Pearl Bennett	CAN	Se3 M	350	150	85.37
24	Nichols Billy	USA	Se3 M	710		173.17
25	Croteau Gordie	CAN	Se3 M	210		51.22



Sr 3 Men Tricks

## Senior 3 Men Overall Results

- 26/09/2022 - 01/10/2022



Jerry Kanawyer

	Name	Country	Categ.	Slalom	Tricks	Jump	Overall
1	Kanawyer Jerry	USA 	Se3 M	922.54	1000.00	605.88	1922.54
2	Heeney Brian	USA 	Se3 M	908.45	512.20	505.88	1420.65
3	Bilas Zenon	USA 	Se3 M	1000.00	382.93		1382.93
4	Cusson Doug	USA 	Se3 M	845.07	512.20		1357.27
5	Groen Rob	NZL 	Se3 M	823.94	439.02		1262.96
6	Brunet Marcel	CAN 	Se3 M	767.61	487.80		1255.41
7	Jordan Douglas	USA 	Se3 M	873.24	356.10	852.94	1229.34
8	Nichols Billy	USA 	Se3 M	859.15	173.17		1032.32
9	Klein Ted	USA 	Se3 M	739.44	292.68		1032.12
10	Parsons Mark	AUS 	Se3 M	640.85	351.22		992.07
11	Singer Stuart	USA 	Se3 M	526.76	409.76		936.52
12	Mcclung Peter	AUS 	Se3 M	563.38	343.90		907.28
13	Molepske Michael	USA 	Se3 M	492.96	402.44		895.40
14	Ehlers Blake	USA 	Se3 M	528.17	365.85	517.65	894.02
15	Rollins James	USA 	Se3 M	718.31	173.17		891.48
16	Croteau Gordie	CAN 	Se3 M	823.94	51.22	1000.00	875.16
17	Meeks Ronald	USA 	Se3 M	485.92	292.68		778.60
18	Bray Danny	USA 	Se3 M	577.46	175.61	870.59	753.07
19	Homan Gary	AUS 	Se3 M	362.68	182.93		545.61
20	Ellis Matt	USA 	Se3 M	373.24	170.73		543.97
21	Stone Lee	USA 	Se3 M	333.10	158.54	447.06	491.64
22	Knight John	AUS 	Se3 M	323.94	107.32		431.26
23	Wicks Daniel	USA 	Se3 M	234.51	134.15		368.66
24	Pearl Bennett	CAN 	Se3 M	140.85	85.37		226.22
25	Kirkland Kevin	USA 	Se3 M	126.76	78.05		204.81

For more information and results go to the links below

<http://www.iwwfed-ea.org/barefoot/22IWWF11/>

<http://2022mastersbarefoot.com/>

## Senior 4 Men Slalom Results

Homologation: Record capability - 26/09/2022 - 01/10/2022

	Name	Country	Categ.	Preliminary	Final	Overall
1	Keith Kevin	USA	Se4 M	10.50	11.40	1000.00
2	Cornish John	USA	Se4 M	9.50	9.10	833.33
2	Tauras Jimmy	USA	Se4 M	6.20	9.10	798.25
4	Cleveland Thomas	USA	Se4 M	2.03	7.80	684.21
5	Knapp Joseph	USA	Se4 M	7.50	6.80	657.89
6	Burrish Gene	USA	Se4 M	3.80	6.60	578.95
7	Kinnear Glenn	USA	Se4 M	4.00	5.60	491.23
8	Delaporte Barry	AUS	Se4 M	3.00	5.30	464.91
9	Brisco Mike	USA	Se4 M	2.98	3.00	263.16
10	Shank Mark	USA	Se4 M	2.00	2.63	230.70
11	Simon Don	USA	Se4 M	1.30	1.98	173.68
12	Hager Al	USA	Se4 M	2.83		248.25
13	Henderson Brad	USA	Se4 M	1.50		131.58



Kevin Keith

## Senior 4 Men Tricks Results

Homologation: Record capability - 26/09/2022 - 01/10/2022

	Name	Country	Categ.	Preliminary	Final	Overall
1	Keith Kevin	USA	Se4 M	1350	1250	978.26
2	Kinnear Glenn	USA	Se4 M	950	900	688.41
2	Knapp Joseph	USA	Se4 M	430	900	652.17
4	Burrish Gene	USA	Se4 M	780	820	594.20
4	Delaporte Barry	AUS	Se4 M	590	820	594.20
6	Henderson Brad	USA	Se4 M	1010	810	731.88
7	Cornish John	USA	Se4 M	950	740	688.41
8	Tauras Jimmy	USA	Se4 M	1380	700	1000.00
9	Cleveland Thomas	USA	Se4 M	450	670	485.51
10	Brisco Mike	USA	Se4 M	410	410	297.10
11	Shank Mark	USA	Se4 M	280	270	202.90
12	Hager Al	USA	Se4 M	120	120	86.96
13	Simon Don	USA	Se4 M	120	80	86.96



Sr 4 Men Slalom

## Senior 4 Men Overall Results

- 26/09/2022 - 01/10/2022

	Name	Country	Categ.	Slalom	Tricks	Jump	Overall
1	Keith Kevin	USA	Se4 M	1000.00	978.26		1978.26
2	Tauras Jimmy	USA	Se4 M	798.25	1000.00	1000.00	1798.25
3	Cornish John	USA	Se4 M	833.33	688.41		1521.74
4	Knapp Joseph	USA	Se4 M	657.89	652.17	826.67	1310.06
5	Kinnear Glenn	USA	Se4 M	491.23	688.41		1179.64
6	Burrish Gene	USA	Se4 M	578.95	594.20		1173.15
7	Cleveland Thomas	USA	Se4 M	684.21	485.51		1169.72
8	Delaporte Barry	AUS	Se4 M	464.91	594.20		1059.11
9	Henderson Brad	USA	Se4 M	131.58	731.88		863.46
10	Brisco Mike	USA	Se4 M	263.16	297.10		560.26
11	Shank Mark	USA	Se4 M	230.70	202.90		433.60
12	Hager Al	USA	Se4 M	248.25	86.96		335.21
13	Simon Don	USA	Se4 M	173.68	86.96		260.64



## Senior 2 Men, Senior 3 Men, Senior 4 Men Jump Results

Homologation: Record capability - 26/09/2022 - 01/10/2022

	Name	Country	Categ.	Preliminary	Final	Overall
1	Croteau Gordie	CAN 🇨🇦	Se3 M	10.3m (34ft)	17.0m (56ft)	1000.00
2	Jordan Douglas	USA 🇺🇸	Se3 M	11.5m (38ft)	14.5m (48ft)	852.94
3	Bray Danny	USA 🇺🇸	Se3 M	14.8m (49ft)	12.8m (42ft)	870.59
4	Coryer Eric	USA 🇺🇸	Se2 M	10.4m (34ft)	11.8m (39ft)	694.12
5	Roberts Peter	AUS 🇦🇺	Se2 M	8.4m (28ft)	10.9m (36ft)	641.18
6	Kanawyer Jerry	USA 🇺🇸	Se3 M	10.3m (34ft)	9.6m (31ft)	605.88
7	Garrity John	USA 🇺🇸	Se2 M	8.7m (29ft)	9.1m (30ft)	535.29
8	Ehlers Blake	USA 🇺🇸	Se3 M	7.3m (24ft)	8.8m (29ft)	517.65
9	Blackburn Jason	USA 🇺🇸	Se2 M	7.0m (23ft)	8.2m (27ft)	482.35
10	Stone Lee	USA 🇺🇸	Se3 M	7.0m (23ft)	7.6m (25ft)	447.06
11	Heeney Brian	USA 🇺🇸	Se3 M	8.6m (28ft)	7.3m (24ft)	505.88
12	Taurus Jimmy	USA 🇺🇸	Se4 M	7.5m (25ft)	7.0m (23ft)	441.18
13	Knapp Joseph	USA 🇺🇸	Se4 M	6.0m (20ft)	6.2m (20ft)	364.71
14	Bell Sam	AUS 🇦🇺	Se2 M	7.8m (26ft)	5.6m (18ft)	458.82
15	Spada Kevin	USA 🇺🇸	Se2 M	8.7m (29ft)		511.76
16	Ripp Brad	USA 🇺🇸	Se2 M	0.00m (0ft)		

SR 2, 3, 4 Men Jump

## Senior 3 & 4 Women Team Tricks (Info. only) Results

Homologation: Record capability - 26/09/2022 - 01/10/2022

	Name	Country	Categ.	Preliminary	Final	Overall
1	Davis Katina	AUS 🇦🇺	Se3 F	1660	2030	1000.00
2	Jackson Carol	USA 🇺🇸	Se4 F	600	1190	586.21
3	Klein Vicki	USA 🇺🇸	Se3 F	250	650	320.20

## Senior 3 & 4 Women Team Slalom (Info. only) Results

Homologation: Record capability - 26/09/2022 - 01/10/2022

	Name	Country	Categ.	Preliminary	Final	Overall
1	Davis Katina	AUS 🇦🇺	Se3 F	9.10	10.10	1000.00
2	Jackson Carol	USA 🇺🇸	Se4 F	5.00	3.50	495.05
3	Klein Vicki	USA 🇺🇸	Se3 F	0.40	0.80	79.21

## Senior 3 & 4 Women Jump (Info. only) Results

Homologation: Record capability - 26/09/2022 - 01/10/2022

	Name	Country	Categ.	Preliminary	Final	Overall
1	Davis Katina	AUS 🇦🇺	Se3 F	5.9m (19ft)	8.1m (27ft)	1000.00

## Senior 3 & 4 Women Team Overall (Info. only) Results

- 26/09/2022 - 01/10/2022

	Name	Country	Categ.	Slalom	Tricks	Jump	Overall
1	Davis Katina	AUS 🇦🇺	Se3 F	1000.00	1000.00	1000.00	2000.00
2	Jackson Carol	USA 🇺🇸	Se4 F	495.05	586.21		1081.26
3	Klein Vicki	USA 🇺🇸	Se3 F	79.21	320.20		399.41

## IWWF WORLD MASTERS TEAM EVENT

Discipline	USA		AUSTRALIA		NEW ZEALAND		CANADA		HUNGARY	
	R1	R2	R1	R2	R1	R2	R1	R2	R1	R2
<b>Over 35</b>										
Over 35 Slalom Men	941.18	942.53	1000	1000						
Over 35 Trick Men	711.11	608.88	1000	1000						
Over 35 Jump Men	911.76	945.38	1000	1000						
Over 35 total	2564.05	2496.79	3000	3000	0	0	0	0	0	0
Over 35 Slalom Women	0		0		0		0		0	0
Over 35 Trick Women	0		0		0		0		0	0
Over 35 Jump Women	0		0		0		0		0	0
Over 35 total	0	0	0	0	0	0	0	0	0	0
<b>Over 45</b>										
Over 45 Slalom Men	1000	1000	967.21	848.92						
Over 45 Trick Men	790.7	813.95	1000	1000						
Over 35 total	1790.7	1813.95	1967.21	1848.92	0	0	0	0	0	0
Over 45 Slalom Women	958.68	1000	1000	756.25					566.94	428.75
Over 45 Trick Women	1000	1000	320.21	320.31						
Over 35 total	1958.68	2000	1320.21	1076.56	0	0	0	0	566.94	428.75
<b>Over 55</b>										
Over 55 Slalom Men	1000	1000	446.04	640.85	841.73	823.94	726.62	823.94		
Over 55 Trick Men	1000	1000	343.9	351.22	390.24	439.02	451.22	487.8		
Over 35 total	2000	2000	789.94	992.07	1231.97	1262.96	1177.84	1311.74	0	0
Over 55 and 65 Slalom Women	549	495.05	1000	1000						
Over 55 and 65 Trick Women	361.44	586.21	1000	1000						
Over 35 total	910.44	1081.26	2000	2000	0	0	0	0	0	0
<b>Over 65</b>										
Over 65 Slalom Men	1000	1000	285.71	464.91						
Over 65 Trick Men	1000	1000	427.54	594.2						
Over 35 total	2000	2000	713.25	1059.11	0	0	0	0	0	0
	0	0	0	0	0	0	0	0	0	0
<b>Team Overall</b>										
Team Total	11223.87	11392	9790.61	9976.66	1231.97	1262.96	1177.84	1311.74	566.94	428.75

